



HOULIHAN LAWRENCE
SINCE 1888



Garry Klein

Associate Real Estate Broker

White Plains Brokerage

Office: 914.798.4900 Ext. 36388

Mobile: 914.588.1585

<http://garryklein.houlihanlawrence.com>

gklein@hlcommercialgroup.com

[FORWARD](#)

[PRINT](#)

[WATCH VIDEO](#)

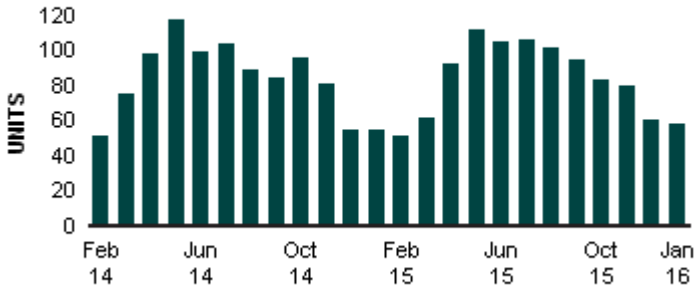
JANUARY 2016 MARKET REPORT

WESTCHESTER - WHITE PLAINS SCHOOL DISTRICT - SINGLE FAMILY HOMES

	JAN 2016	CHANGE FROM DEC 2015	CHANGE FROM JAN 2015
MEDIAN SALE PRICE	\$815,000	▲ 30.4%	▲ 32.1%
AVERAGE SALE PRICE	\$751,333	▲ 14.9%	▲ 1.1%
HOMES SOLD	15	▼ -28.6%	▲ 7.1%
AVERAGE DAYS ON MARKET	70	▼ -9.1%	▼ -30.7%
% OF SALES PRICE	99.05	▼ -0.2%	▲ 2.8%
HOMES FOR SALE	58	▼ -4.9%	▲ 5.5%
MONTHS OF INVENTORY	3.90	▲ 34.5%	0.0%

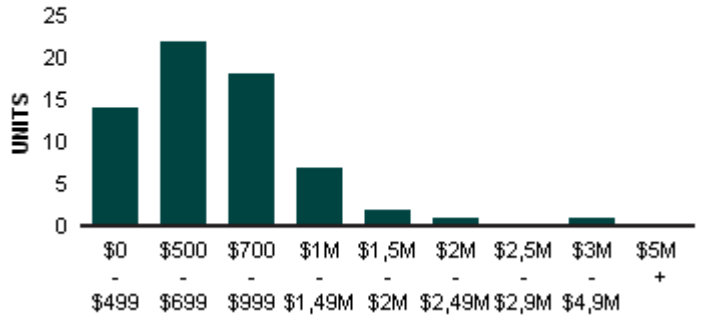
HOMES FOR SALE

Number of homes listed for sale, end of month



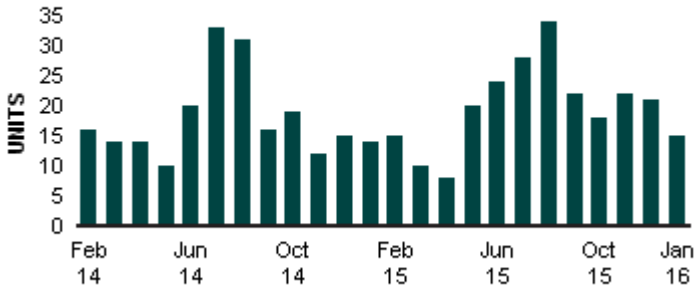
HOMES FOR SALE BY PRICE RANGE

Number of homes listed for sale at the end of month



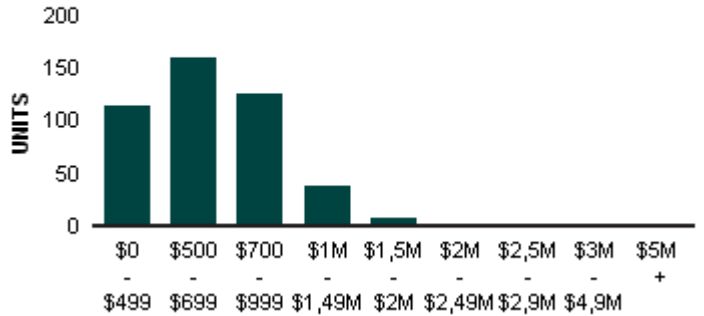
HOMES SOLD

Number of homes sold



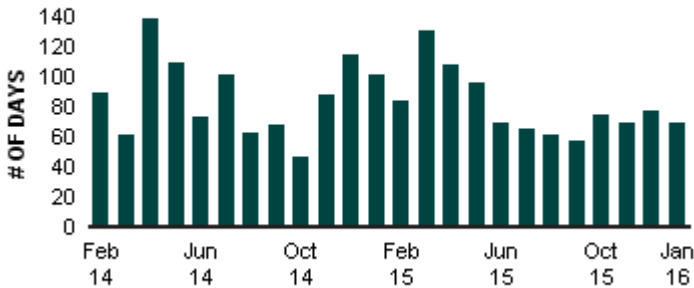
HOMES SOLD BY PRICE RANGE

Number of homes sold in the previous two years



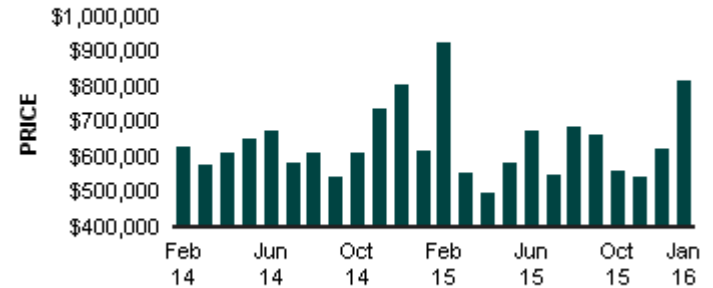
DAYS ON MARKET - SOLD

Average days on market for all homes sold



MEDIAN SALE PRICE

Price of the "middle" home sold - an equal number of sales were above and below this price



HOULIHAN LAWRENCE

SINCE 1888



Garry Klein

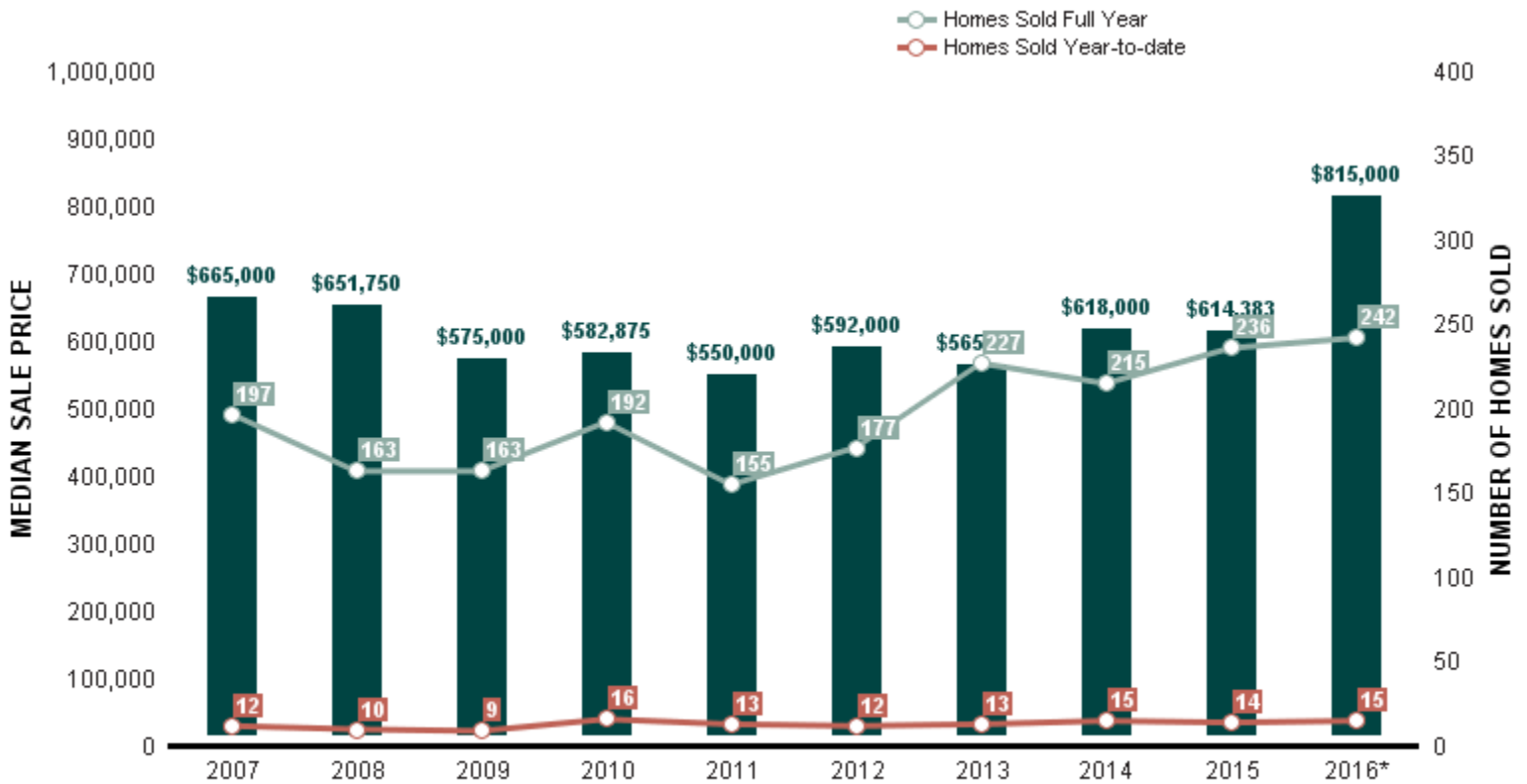
Associate Real Estate Broker
 White Plains Brokerage
 Office: 914.798.4900 Ext. 36388
 Mobile: 914.588.1585
<http://garryklein.houlihanlawrence.com>
gklein@hlcommercialgroup.com

FORWARD

PRINT

TEN-YEAR MARKET HISTORY

WESTCHESTER - WHITE PLAINS SCHOOL DISTRICT - SINGLE FAMILY HOMES



* 2016 year-to-date Units and Median Price are through 1/31/2016
 For 2016, units on Full-Year Line Graph are annualized based on actual sales year-to-date

	2007	2008	2009	2010	2011	2012	2013	2014	2015	2016
HOMES SOLD	197	163	163	192	155	177	227	215	236	242
	▼ 8%	▼ 17%	0%	▲ 18%	▼ 19%	▲ 14%	▲ 28%	▼ 5%	▲ 10%	▲ 3%

MEDIAN PRICE	\$665,000	\$651,750	\$575,000	\$582,875	\$550,000	\$592,000	\$565,000	\$618,000	\$614,383	\$815,000
	▼ 1%	▼ 2%	▼ 12%	▲ 1%	▼ 6%	▲ 8%	▼ 5%	▲ 9%	▼ 1%	▲ 33%

Data source: WPMLS, Single Family Homes. Information believed to be accurate but not warranted.

Copyright 2016 Houlihan Lawrence. All rights reserved.

[Privacy Policy](#) | [Contact Us](#) | [UNSUBSCRIBE](#)